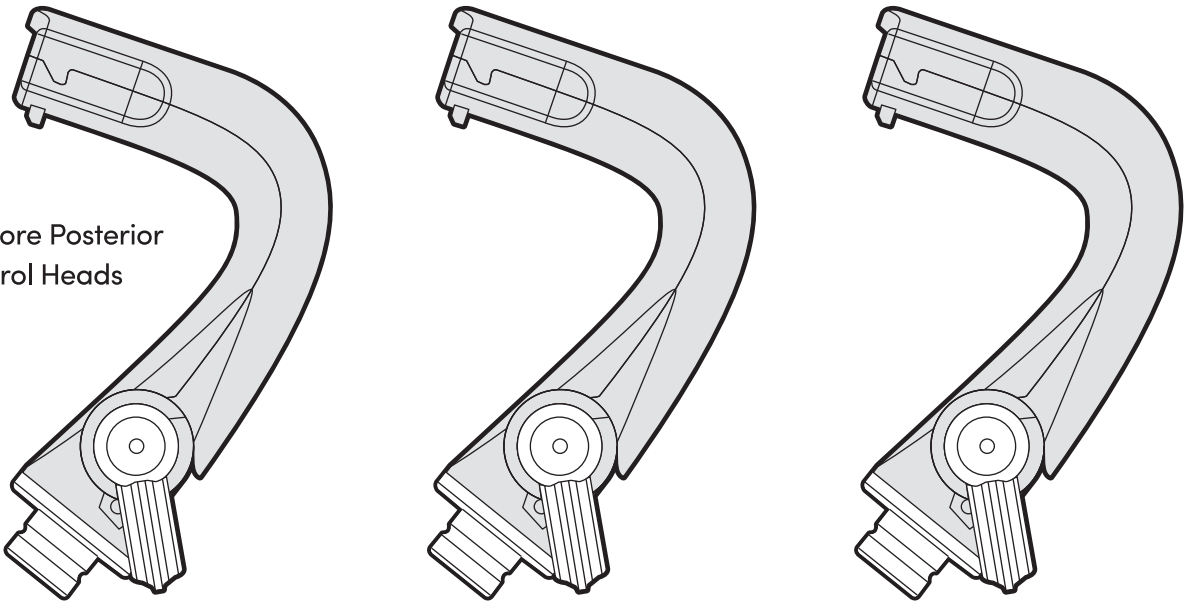
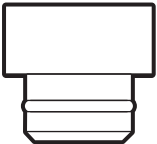


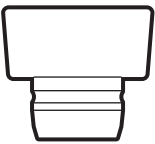
Isolite Core Posterior
Control Heads



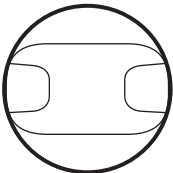
Maintenance Kit with
Lubricant and O-rings



A-dec
Connector



Pelton & Crane
Connector



Suction
Line Plug

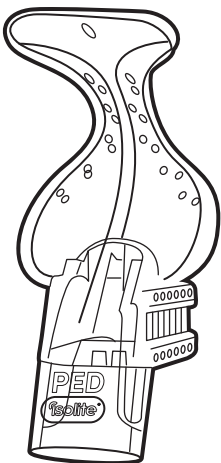






Double-Ended Brush

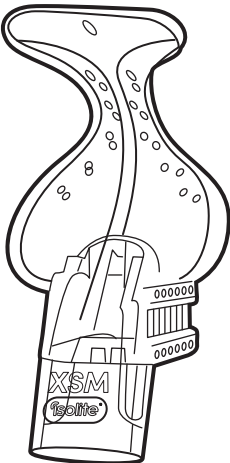
isolite[®]
core posterior

Control Head for
Isolite Posterior Mouthpieces


Isolite Posterior Mouthpieces Sold Separately



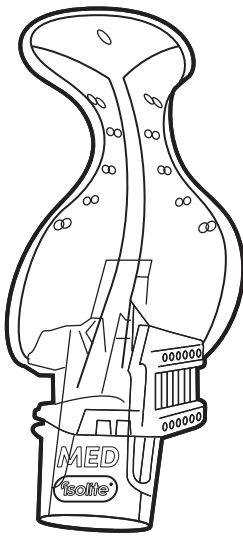
Pediatric
Bite Block 25 mm



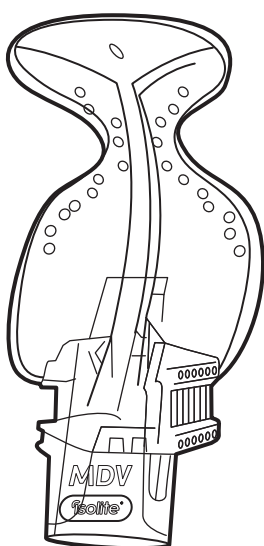
Extra Small
Bite Block 25 mm



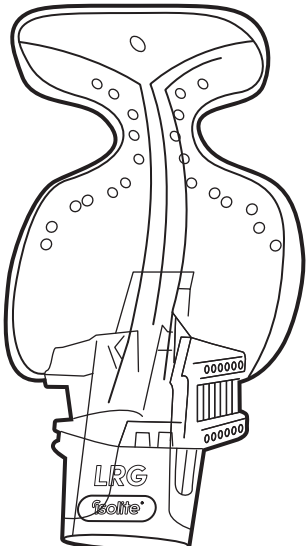
Small
Bite Block 28 mm



Medium
Bite Block 30 mm



Medium DV
Bite Block 30 mm



Large
Bite Block 33 mm



VALIDATED STERILIZATION CYCLES

Cycle	Temperature	Minimum Exposure Time	Minimum Drying Time
Standard	132 °C / 270 °F	15 min	15 min
Prevacuum	132 °C / 270 °F	4 min	20 min
Prevacuum	134 °C / 273 °F	3 min	20 min

CONTRAINDICATIONS

No known contraindications. Do not use without reviewing how to select the correct Mouthpiece size for each patient. Do not use if unable to position the Mouthpiece correctly.

SIDE EFFECTS

Use of the Mouthpiece may trigger a pharyngeal reflex (laryngeal spasm) in hypersensitive patients, or if it is not placed correctly within the oral cavity. Contact Zyris for additional placement information if needed.

WARNINGS

- WARNING:** Mouthpieces are single use only. Reuse can result in the transmission of infectious pathogens. Mouthpieces must be discarded after use. Mouthpieces cannot be safely sterilized after use. Do not use if the individual mouthpiece bag has been previously damaged or opened. Non-sterile Mouthpieces are individually packaged in polyethylene bags.


WARNINGS

- WARNING:** Be sure to use established protocols and patient monitoring when using the Mouthpiece in conjunction with sedation dentistry. Patient management by a certified anesthesiologist is strongly recommended.

PRECAUTIONS

- CAUTION:** When performing dental procedures requiring high levels of blood evacuation, it is recommended that the Mouthpiece be intermittently flushed with water to prevent coagulation in the Mouthpiece to avoid loss of suction.
- CAUTION:** Do not autoclave the Control Head at temperatures above 135 °C; higher temperatures could damage components and void your product warranty.
- CAUTION:** Failure to maintain properly lubricated O-rings can result in damage to the isolite that is not covered by product warranty.
- CAUTION:** With regular use, cleaning, and maintenance, the device is designed to last for years. Check the device for wear prior to use to make sure that it is adequate for use.

Video instructions can be found at:



<https://zyr.is/pch>



PAP
recyclable paperboard

Limited 1-Year Warranty
<https://www.zyris.com/warranty>

1

2

3

4

5
Intended Use

6

Periodic Maintenance

Apply provided lubricant to vacuum lever o-rings.

Check L (Left) and R (Right) inside of lever for placement.

For best performance, we recommend that you do not combine parts from white and grey control heads.