

Sizing the Mouthpiece

- 1 Instruct your patient to open as wide as they can comfortably. Use your fingers to measure their interincisal opening or use calipers or another measuring device.

Once you have determined a size, open the Mouthpiece bag in front of your patient to assure them it has never been used before.



Pediatric / Extra Small
One Finger (< 30mm)

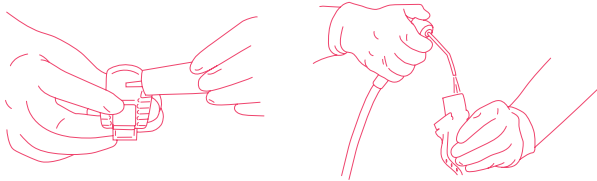
Small
Two Fingers (30mm)

Medium / Medium DV
Three Fingers (30-45mm)


Large
Four Fingers (> 45mm)

Attaching the Mouthpiece

- 2 Lubricate the inside surface of the Mouthpiece sleeve with either Mouthpiece lubricant or water.




- 2a** Slide the Mouthpiece onto the control head until the two locking bars engage the matching holes on the Mouthpiece.



Prepping Mouthpiece for placement

- 3 Moisten the back of the Mouthpiece with water spray.



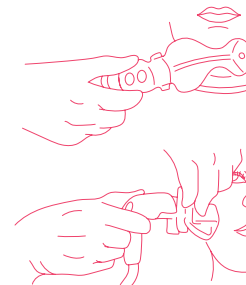
- 3a** Moisten your patient's lip using either lip balm or Mouthpiece lubricant.



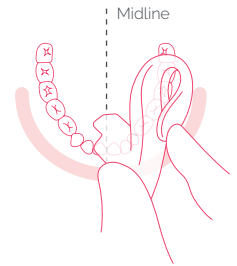
Lubricating the Mouthpiece and lips will aid in easily sliding the Mouthpiece into your patient's mouth.

Placing the Mouthpiece

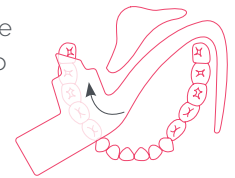
- 4 Hold the control head gently between index finger and thumb.
Fold the cheek shield onto the tongue retractor.
Use two hands when placing the Mouthpiece.



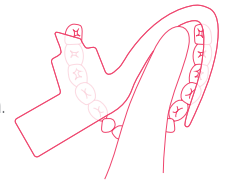
- 4a** Gently slide the folded mouthpiece into the cheek, so the bottom of the tongue guard is inserted buccal to the mandible with the isthmus of the mouthpiece sliding into the buccal vestibule. The top part of the tongue guard should be tilted onto the palate and the bite block should be inserted to the midline of the mouth.



- 4b** Draw the bite block across the mouth onto the occlusal surface of the teeth opposite the side to receive treatment, distal to the mandibular cuspid. Instruct your patient to bite down gently.



- 4c** Gently place the Cheek Shield into the cheek and gently tuck the tongue guard onto the lingual surface next to the teeth. Ensure the isthmus is gently resting on the retro molar pad.



To order additional mouthpieces, isolation systems or parts/accessories, please visit www.zyris.com or call us at 855.749.5880.